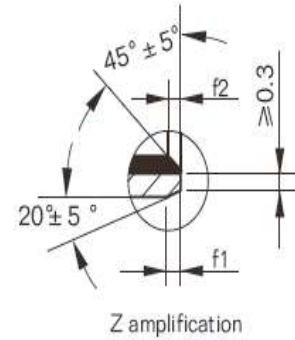
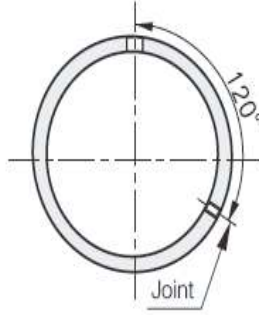
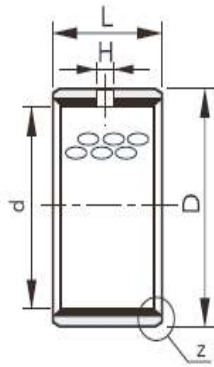





DX Metric Cylindrical Bushes



Unit: mm

Part No.	OD Tolerance	ID After Fixed	Wall Thickness	L +0.025 -0.025	Housing Bore (H7)	Shaft Dia (f7)	Oil hole (H)	f1	f2
MB1625DX	18	+0.065	16.108	25	18 +0.018	16 0	4	0.6±0.3	0.3±0.2
		+0.030	16.040		0	-0.027			
MB3530DX	39	+0.085	35.155	30	39 +0.025	35 0	6	1.2±0.4	0.5±0.2
		+0.045	35.060		0	-0.039			
MB3550DX	39	+0.085	35.155	50	39 +0.025	35 0	6	1.2±0.4	0.5±0.2
		+0.046	35.060		0	-0.039			
MB6040DX	65	+0.100	60.200	40	65 +0.03	60 0	8	1.8±0.6	0.6±0.2
		+0.055	60.080		0	-0.046			
MB6060DX	65	+0.100	60.200	60	65 +0.03	60 0	8	1.8±0.6	0.6±0.2
		+0.056	60.080		0	-0.046			
MB80100DX	85	+0.120	80.265	100	85 +0.035	80 0	9.5	1.8±0.6	0.6±0.2
		+0.070	80.100		0	-0.046			
MB8060DX	85	+0.120	80.265	60	85 +0.035	80 0	9.5	1.8±0.6	0.6±0.2
		+0.071	80.100		0	-0.046			
MB8090DX	85	+0.120	80.265	80	85 +0.035	80 0	9.5	1.8±0.6	0.6±0.2
		+0.072	80.100		0	-0.046			

DX Inch Cylindrical Bushes

Part No.	Nominal Diameter		L	ID After Fixed	Shaft Dia (f7)	Housing Bore (H7)	f1	f2	
	D	d							
IB12DX12	7/8	3/4	3/4	0.7444	0.7390	0.8758	5/32	0.7±0.3	0.5±0.2
				0.7412	0.7378	0.8750			
IB12DX16	7/8	3/4	1	0.7444	0.7390	0.8758	5/32	0.7±0.3	0.5±0.2
				0.7412	0.7378	0.8750			
IB16DX16	1.1/8	1	1	0.9944	0.9888	1.1258	1/4	0.7±0.3	0.5±0.2
				0.9912	0.9876	1.1250			
IB24DX16	1.21/32	1.1/2	1	1.4952	1.4884	1.6572	5/16	0.7±0.4	0.5±0.3
				1.4914	1.4868	1.6562			