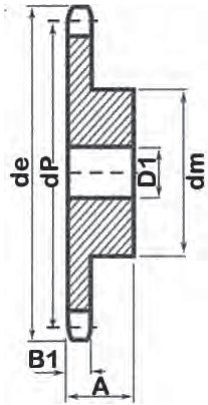
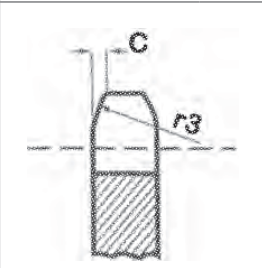


ASA Sprockets

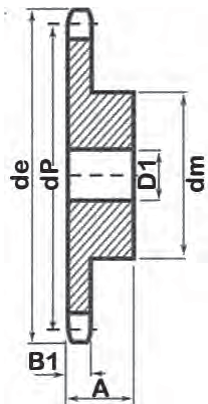
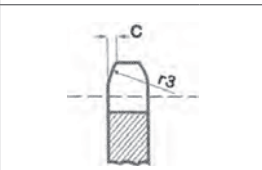
60-1 Sprocket



Pinions		mm
Tooth Radius r3		
Radius Width C		
Tooth Width B1		11.6
Chain		mm
Pitch		19.05
Inside		12.7
Roller ϕ		11.91

Teeth	de	dp	Simplex			
			dm	D1	A	App. Kg
9	64.0	55.70	37	12	30	0.35
10	70.0	61.64	42	12	30	0.41
11	76.0	67.61	46	16	35	0.53
12	81.9	73.6	52	16	35	0.67
13	87.9	79.59	58	16	35	0.75
14	94.0	85.61	64	16	35	0.91
15	100.0	91.63	70	16	35	1.14
16	106.0	97.65	75	16	35	1.27
17	112.0	103.67	80	16	35	1.46
18	118.0	109.71	80	16	35	1.69
19	124.1	115.75	80	16	35	1.78
20	130.1	121.78	80	16	35	2.10
21	136.2	127.82	90	20	40	2.27
22	142.2	133.86	90	20	40	2.38
23	148.2	139.90	90	20	40	2.49
24	154.3	145.94	90	20	40	2.62
25	160.3	152.00	90	20	40	2.78
26	166.4	158.04	95	20	40	2.89
27	172.4	164.09	95	20	40	3.05
28	178.5	170.13	95	20	40	3.12
29	184.5	176.19	95	20	40	3.30
30	190.6	182.25	95	20	40	3.44
32	202.7	194.35	95	20	40	3.75
34	214.8	206.46	95	0A	40	3.99
38	239.0	230.69	100	25	40	4.92
40	251.1	242.81	100	25	0A	5.22

80-1 Sprocket



Pinions		mm
Tooth Radius r3		
Radius Width C		
Tooth Width B1		14.6
Tooth Width b1		
Tooth Width B2		
Tooth Width B3		
Chain		mm
Pitch		25.4
Inside		15.88
Roller ϕ		15.88

Teeth	de	dp	Simplex			
			dm	D1	A	App. Kg
9	85.8	72.47	50	16	35	0A
10	93.8	78.49	55	16	35	0A
11	101.7	84.51	61	16	40	1.45
12	109.7	90.54	69	16	40	1.82
13	117.7	96.57	78	16	40	1.92
14	125.7	102.60	84	16	40	2.09
15	133.7	108.63	92	16	40	2.59
16	141.8	114.66	100	20	45	3.00
17	149.8	120.69	100	20	45	3.18
18	157.8	126.72	100	20	45	3.77
19	165.9	132.75	100	20	45	3.86
20	173.9	138.78	100	20	45	4.09
21	182.0	144.81	110	20	50	4.54
22	190.1	150.84	110	20	50	4.99
23	198.1	156.87	110	20	50	5.08
24	208	162.90	108	25	45	0A
25	215	168.93	110	20	50	0A
26	224	174.96	108	25	45	0A
27	230	180.99	120	20	50	0A
28	237	186.02	120	20	50	0A
29	245	192.05	108	25	45	0A
30	255	198.08	108	25	45	0A
38	319.2	264.11	120	25	50	11.12